

# Manual Zoiper 2.06

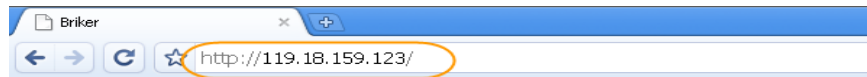
## Untuk Windows



## Menambah User Account di Server Briker IPPBX

Buka web browser seperti Mozilla Firefox, Internet Explorer, atau web browser lainnya. Ketik alamat *IP Address Server Briker IPPBX* seperti contoh di bawah.

Pada manual ini tidak menjelaskan bagai mana cara instalasi *Server Briker IPPBX* untuk lebih jelas informasi mengenai cara instalasi bisa di baca <http://www.briker.org/>

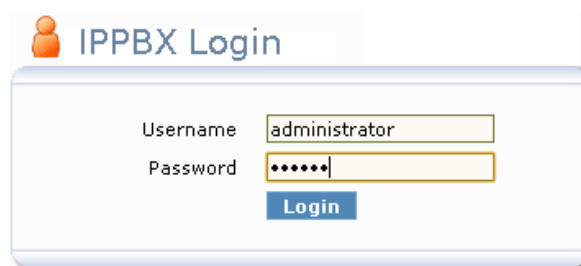


- Setelah itu akan muncul autentikasi, masukan *Username* dan *Password*

*Keterangan*

Username : **administrator**

Password : **Briker**



- Setelah berhasil *Login* maka tampil halaman seperti di bawah.



- Untuk menambahkan *user account* pilih menu **IPPBX Administration**

### Briker 1.0.2 "OWP"

Home | **IPPBX Administration** | Billing Administration | Operator Panel

- Tampilan halaman **IPPBX Administration**, pilih **Extensions** Untuk menambahkan *user account*.

**Setup** | **Tools**

**Admin**

- IPPBX Status
- Basic
- Custom Contexts
- Extensions**
- Feature Codes
- General Settings
- Outbound Routes
- Trunks
- Inbound Call Control
- Inbound Routes
- Zap Channel DIDs
- Announcements
- Blacklist
- CallerID Lookup Sources
- Day/Night Control
- Follow Me
- IVR
- Queues
- Ring Groups
- Time Conditions
- Internal Options & Configuration
- Conferences
- DISA
- Misc Applications
- Misc Destinations
- Music on Hold
- PIN Sets
- Paging and Intercom
- Parking Lot
- System Recordings

### IPPBX Status

#### IPPBX Notices

No new notifications  
[show all](#)

#### IPPBX Statistics

Total active calls	0
Internal calls	0
External calls	0
Total active channels	0

#### IPPBX Connections

IP Phones Online	1
IP Trunks Online	3
IP Trunk Registrations	2

#### Uptime

**System Uptime:** 22 hours, 54 minutes  
**Asterisk Uptime:** 22 hours, 8 minutes  
**Last Reload:** 0 minutes

#### System Statistics

##### Processor

Load Average	0.12
CPU	0%

##### Memory

Memory	12%
Swap	0%

##### Disks

/	0%
/var/run	0%
/var/lock	0%
/dev	0%
/dev/shm	0%
/modules/2.6.24-16-..	8%

##### Networks

eth0 receive	0.42 KB/s
eth0 transmit	1.33 KB/s

#### Server Status

Asterisk	OK
MySQL	OK
Web Server	OK
SSH Server	OK

- Tampilan *Extensions*

Klik *Add Extensions*

Pilih Device: *Generic SIP Device*

Klik *Submit*

Setup Tools

Admin

IPPBX Status

Basic

Custom Contexts

**Extensions**

Feature Codes

General Settings

Outbound Routes

Trunks

Inbound Call Control

Inbound Routes

Zap Channel DIDs

Announcements

Blacklist

CallerID Lookup Sources

Day/Night Control

Follow Me

IVR

Queues

Ring Groups

Time Conditions

Internal Options & Configuration

Conferences

DISA

Misc Applications

Misc Destinations

Music on Hold

PIN Sets

Paging and Intercom

Parking Lot

System Recordings

### Add an Extension

Please select your Device below then click Submit

Device

Device

- Tampilan halaman, *Add SIP Extensions* isi seperti contoh dibawah.

User Extensions : **8013**  
Display Name : **Dadan Hatomi**  
Secret : **123456**  
Untuk yang lainnya biarkan default  
klik *Submit*

- Setup
- Tools
- Admin
- IPPBX Status
- Basic
- Custom Contexts
- Extensions
- Feature Codes
- General Settings
- Outbound Routes
- Trunks
- Inbound Call Control
- Inbound Routes
- Zap Channel DIDs
- Announcements
- Blacklist
- CallerID Lookup Sources
- Day/Night Control
- Follow Me
- IVR
- Queues
- Ring Groups
- Time Conditions
- Internal Options & Configuration
- Conferences
- DISA
- Misc Applications
- Misc Destinations
- Music on Hold
- PIN Sets
- Paging and Intercom
- Parking Lot
- System Recordings

## Add SIP Extension

- Add Extension
- Phone 1 <8011>
- Phone 2 <8012>

### Add Extension

User Extension	8013
Display Name	Dadan Hatomi
CID Num Alias	
SIP Alias	

### Extension Options

Direct DID	
DID Alert Info	
Music on Hold	acc_1
Outbound CID	
Ring Time	Default
Call Waiting	Enable
Emergency CID	

### Device Options

This device uses sip technology.

secret	123456
dtmfmode	rfc2833

### Fax Handling

Fax Extension	IPPBX default
Fax Email	
Fax Detection Type	None
Pause after answer	0

### Privacy

Privacy Manager	No
-----------------	----

### Recording Options

Record Incoming	On Demand
Record Outgoing	On Demand

### Voicemail & Directory

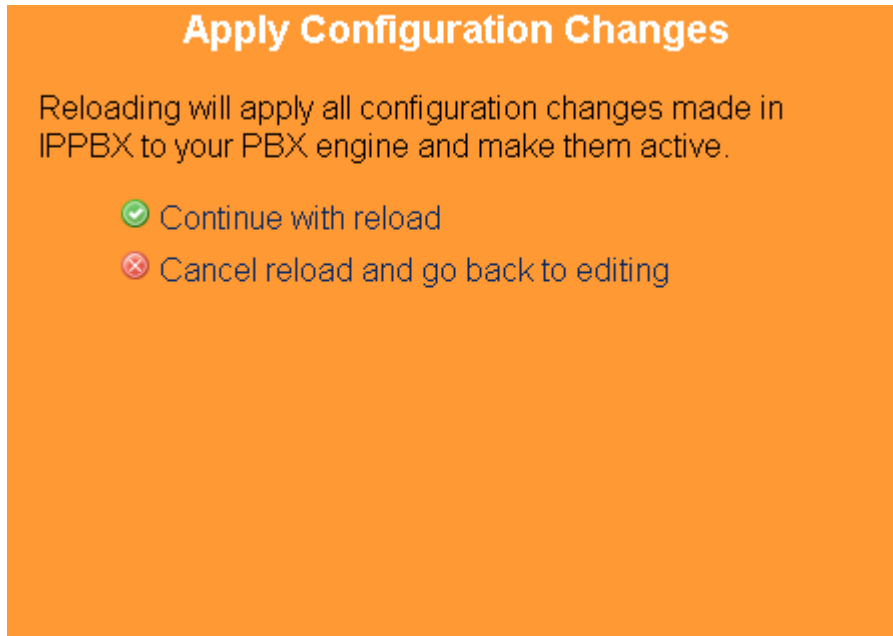
Status	Disabled
Voicemail Password	
Email Address	
Pager Email Address	
Email Attachment	<input type="radio"/> yes <input checked="" type="radio"/> no
Play CID	<input type="radio"/> yes <input checked="" type="radio"/> no
Play Envelope	<input type="radio"/> yes <input checked="" type="radio"/> no
Delete Vmail	<input type="radio"/> yes <input checked="" type="radio"/> no
VM Options	
VM Context	default
VmX Locator™	Disabled

Submit

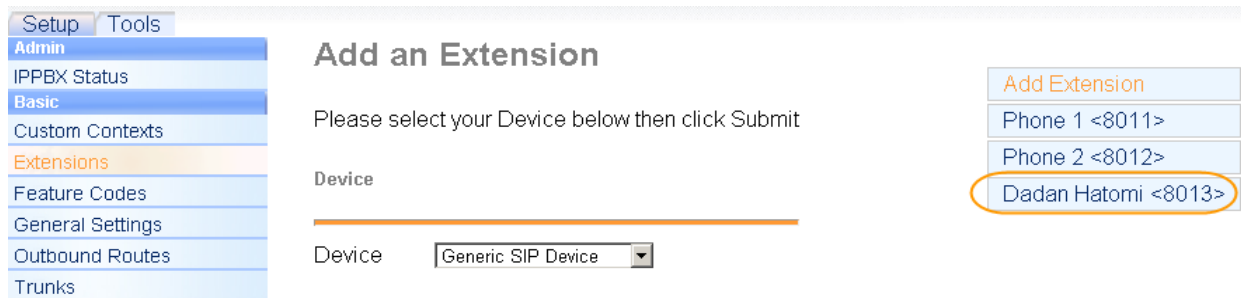
- Klik *Apply Configuration Changes* untuk menerapkan semua hasil konfigurasi



- Klik *Continue with reload*



- Tampilan halaman *Extensions* setelah di tambahkan *User Account*



## Download Zoiper 2.16 Windows

Buka web browser seperti Mozilla Firefox, Internet Explorer, atau web browser lainnya. Ketik alamat <http://www.zoiper.com/>



Maka akan tampil halaman seperti di bawah ini, klik **Download zoiper Free Now**.

**ZOIPER** ZoIPER VERSIONS: **FREE BIZ OEM**

HOME PROMOS SHOP SUPPORT CONTACT

**ZOIPER SOFTPHONE NOW SUPPORTS T.38 FAX OVER IP**

**Zoiper 2.0 IAX & SIP softphone** (previously known as Idefisk) now supports T.38 Fax over IP. Zoiper is a VoIP soft client, meant to work with Asterisk and SIP-capable IP-based communications systems and infrastructure.

Zoiper is available for Windows, Mac OS X and Linux.

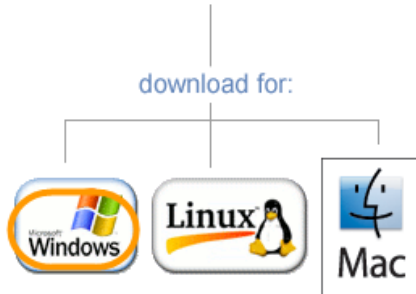
CLICK HERE TO BUY **ZOIPER BIZ**

Latest version: **2.16** **2.06** **2.06**

<p><b>BIZ</b></p> <p><b>Zoiper 2.0 Biz</b> (previously known as Idefisk) is a business software phone that offers enhanced functionality, combined with intuitive user-friendly interface.</p> <p><b>BUY ZOIPER BIZ NOW</b></p> <p><b>Zoiper 2.0 Biz delivers the following advanced features:</b></p> <ul style="list-style-type: none"><li>• TCP/TLS support with SIP</li><li>• TLS with SRTP support</li><li>• Automatic provisioning (XML)</li><li>• URL handling</li><li>• Outlook Integration</li><li>• Native conferencing</li><li>• API</li><li>• Attended transfer</li><li>• Changeable number of lines</li><li>• More!</li></ul>	<p><b>FREE</b></p> <p><b>Zoiper 2.0 Free</b> (previously known as Idefisk) is a light application that provides basic and advanced VoIP functionalities at the cost of a click. Download for free.</p> <p><b>DOWNLOAD ZOIPER FREE NOW</b></p> <p><b>Take a quick look at the advanced features of Zoiper Free:</b></p> <ul style="list-style-type: none"><li>• T.38 Fax support</li><li>• STUN support</li><li>• Various codec support</li><li>• Multiple accounts</li><li>• Adaptive Jitter buffer</li><li>• Echo cancellation</li><li>• Multilanguage support</li><li>• Portable storage device support</li><li>• More!</li></ul>	<p><b>OEM</b></p> <p><b>Customize Zoiper 2.0</b> to your needs. Have your own softphone, fully featured, made especially for you: partial or complete customization, with the option of additional development.</p> <p><b>CUSTOMIZE ZOIPER NOW</b></p> <ul style="list-style-type: none"><li>• <b>Complete</b> - all your requirements will be implemented: new design, interface, features, etc.</li><li>• <b>Basic</b> - this package includes change of brand name, colors logo and more.</li><li>• <b>Additional development</b> - this includes adding or removing of features, adding a chosen language, etc.</li></ul>
--------------------------------------------------------------------------------------------------------------------------------------------------------------------------------------------------------------------------------------------------------------------------------------------------------------------------------------------------------------------------------------------------------------------------------------------------------------------------------------------------------------------------------------------------------------------------------------------------------------------------------------------	-------------------------------------------------------------------------------------------------------------------------------------------------------------------------------------------------------------------------------------------------------------------------------------------------------------------------------------------------------------------------------------------------------------------------------------------------------------------------------------------------------------------------------------------------------------------------------------------------------------------------------------	-------------------------------------------------------------------------------------------------------------------------------------------------------------------------------------------------------------------------------------------------------------------------------------------------------------------------------------------------------------------------------------------------------------------------------------------------------------------------------------------------------------------------------------------------------------------------------------------------------------------------------

- Pilih *Zoiper Free download for Windows*

## ZOIPER FREE



**Zoiper 2.0** is a IAX and SIP softphone for **Windows, Mac OS X** and **Linux**. Its user-friendliness, diversity and richness of features set new standards for functionality and perfection. Choose your operating system, download Zoiper, install it, connect to either a VoIP PBX or any VoIP provider throughout the world and off you go! Zoiper offers great simplicity with enhanced interface to bring a smooth and satisfying VoIP communications experience. Explore the innumerable advantages of VoIP with Zoiper.

- Tampilan halaman download Zoiper untuk versi *Windows*, klik *Download*

## ZOIPER FREE FOR WINDOWS



You can also download it for:



In order to keep updated with newest changes/additions in **ZoIPer IAX & SIP phone** for Windows, [click here](#) to view/hide our [changelog](#) for the latest version.

### Latest version

Download

**New Version ZoIPer 2.16 for Windows** - 24.07.2008

[Zoiper Installer - 2.16.exe](#) - 6 253 KB

| [Zoiper - 2.16.zip](#) - 6 143 KB

### Old versions

Download

**Idefisk 1.37 for Windows** - 06.06.2006

| [idefisk 1.37 installer.exe](#) - 3 955 KB

| [idefisk 1.37.zip](#) - 918 KB

## Install Zoiper 2.16 Version Windows

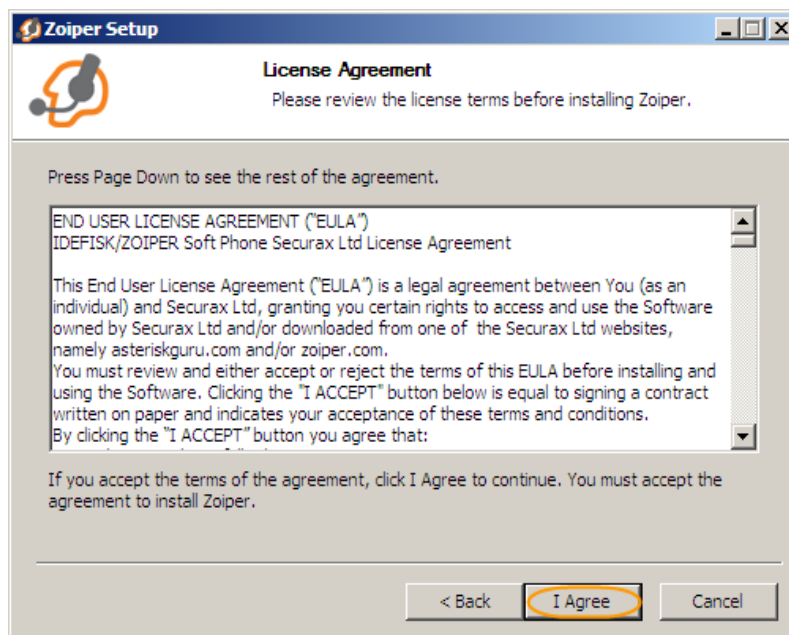
- Klik Zoiper 2.16 yang sudah di Download



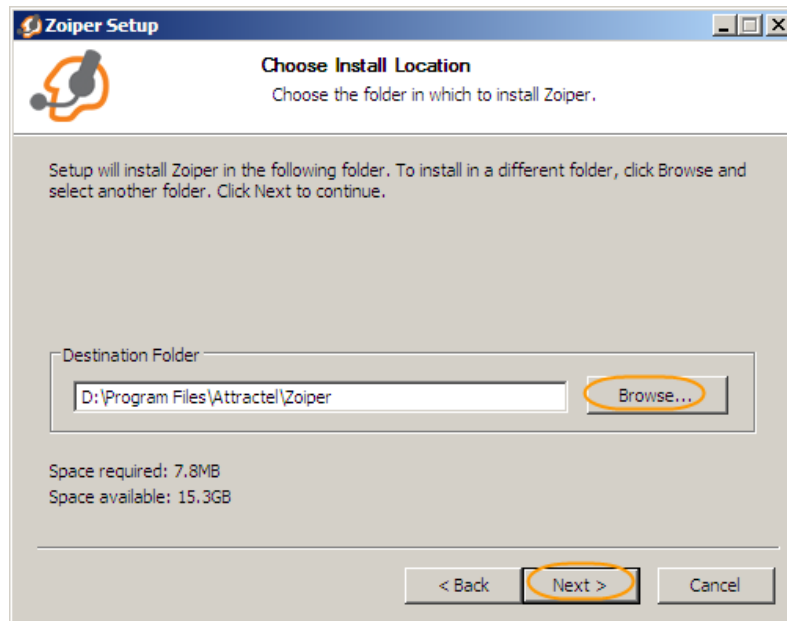
Setelah tampil seperti gambar di bawah klik *Next*, untuk melanjutkan proses instalasi



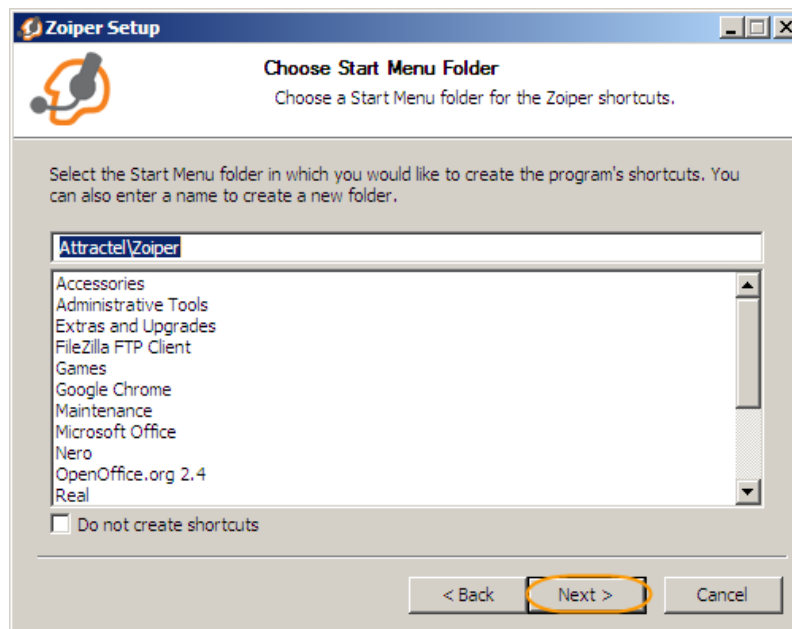
- Klik tombol *I Agree* untuk menyetujui proses instalasi



- Pilih letak folder Zoiper 2.16 akan di install, klik **Browse..** untuk memilih letak folder
- Klik **Next** untuk melanjutkan proses installasi



- Klik **Next** untuk melanjutkan proses installasi

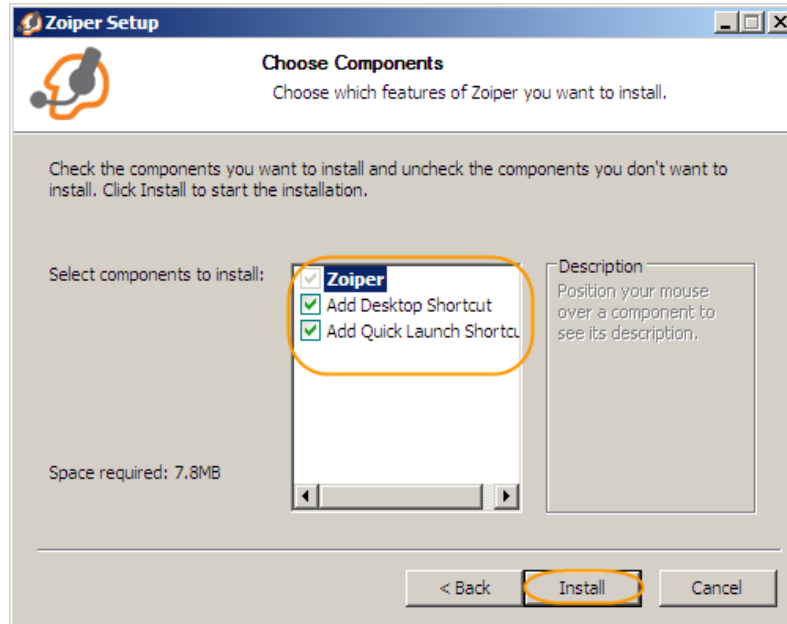


- Klik **Install** untuk melanjutkan proses instalasi

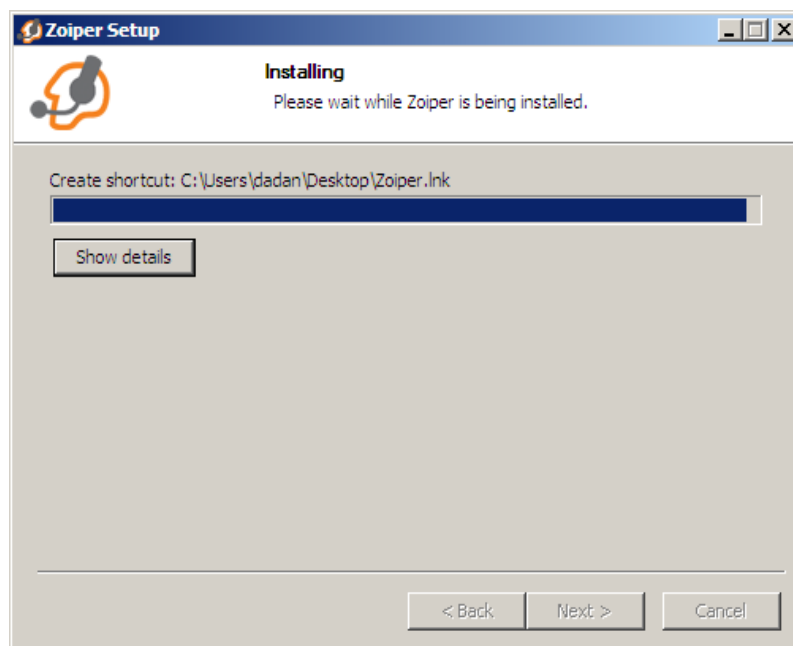
Keterangan

Add Desktop Shortcut : dipilih untuk menambahkan shortcut di deskto

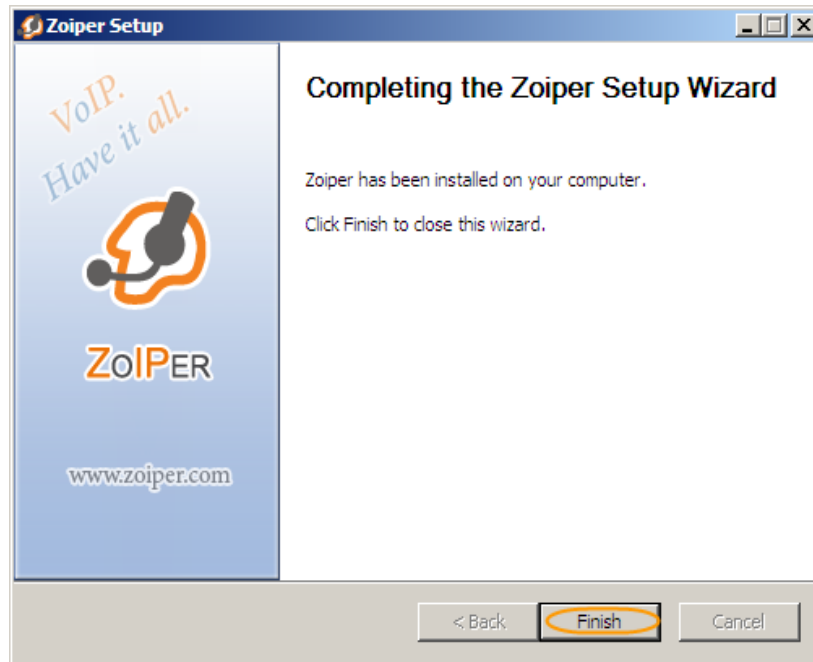
Add Quick Launch Shortcut : dipilih untuk menambahkan shortcut quick lunch



- Tampilan proses instalasi



- Setelah proses instalasi selesai klik **Finish** seperti di bawah



Membuka Aplikasi Zoiper dengan cara seperti berikut.

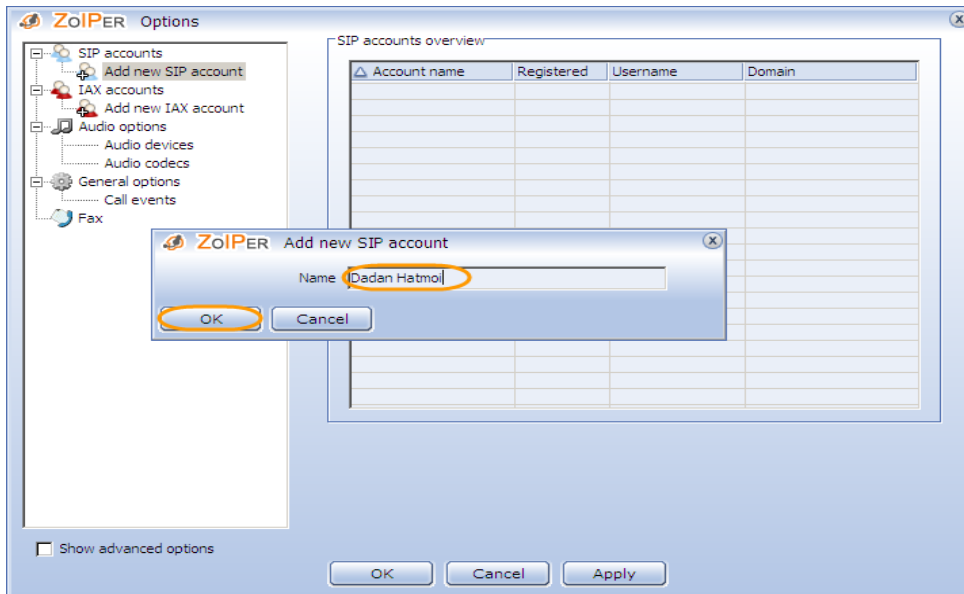
- Klik Start
- All Programs
- Attractel
- Zoiper Free

Tapmilan Zoiper pertama kali di buka setelah proses instalasi



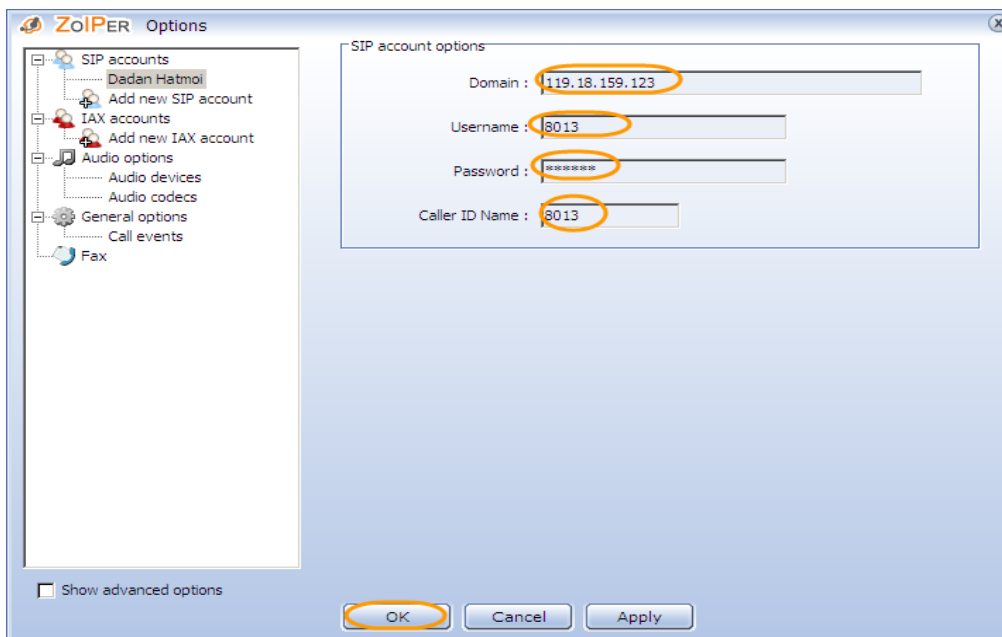


- Isi *Name* dengan nama anda
- klik *OK*



- Isi *SIP Account Options* seperti contoh

Domain : 119.18.159.123  
Username : 8013  
Password : 123456  
Caller ID Name : 8013



- Tampilan Zoiper setelah di konfigurasi  
*Keterangan*  
Status : **Unregister** (Belum terdaftar di server)
- Klik **Register** untuk registrasikan Zoiper



- Tampilan Zoiper setelah Register  
*Keterangan*  
Status : **Registered** (Sudah terdaftar di server)



## Sponsorships



Website: <http://www.mediainfo.co.id>



Website: <http://www.imn-global.com>